

Foundational Literacy: Creating a Language Rich Classroom

Workshop Focus Question: How can we intentionally create meaningful opportunities for students to develop the critical oral language skills necessary as the foundation of literacy?

KNOW & UNDERSTAND:

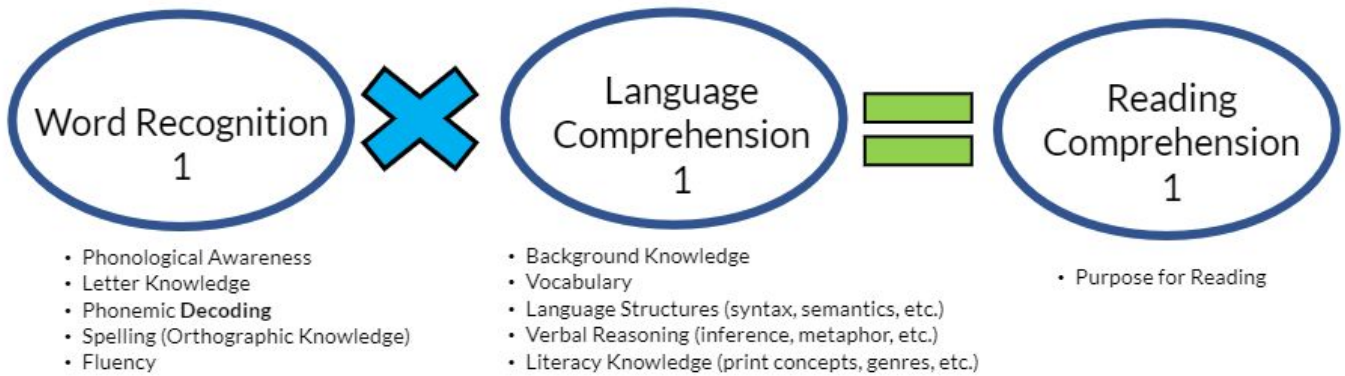

- What is the simple view of reading and how do word recognition and language comprehension lead to reading?
- What are the components of word recognition and language comprehension?
- How are OL skills foundational to developing the ability to read and comprehend text?
- How can we use various types of formative assessment to monitor student mastery and plan instruction (remediation, extension, enrichment)?

BE ABLE TO DO & APPLY:

- How to use the simple view of reading formula to determine where the breakdown in skilled reading occurs and to use that information to drive your instruction
- Essential experiences that support language development through conversations and read alouds
- High leverage strategies that build OL skills in the classroom
- Understand formative and summative assessments, and be able to apply them in the classroom.

Key Idea 1: Interactions are the engine of the classroom

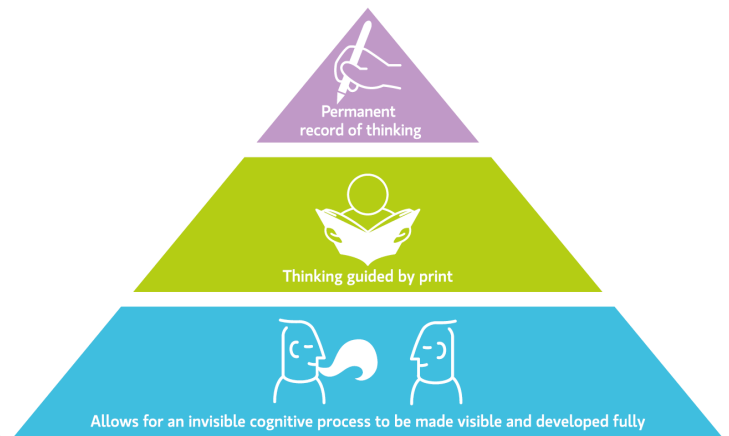
Key Idea 2: We grow Oral Language through Conversations and Read Alouds



THE FOUR ARTS OF LANGUAGE ARTS



WHY ORAL LANGUAGE?



Strategies

Zoom Out - Choose an image from the story you think will create inquiry. Break that image into 3-5 parts, zooming out on the image each time.

Ask the following questions for the first image...

- *What do you see? (Concrete - assumptions)*
- *What do you think it could be? (created based on what they see)*
- *What do you wonder? (Statements or questions based on what they see and think)*

Ask the following questions for the remainder of images...

- *What new things do you see?*
- *How has this changed your thinking?*
- *What new things do you wonder?*

CROWD

- C - Closed
- R - Recall
- O - Open ended
- W - Wh questions
- D - Distance

Color-Symbol-Image

A routine for distilling the essence of ideas non-verbally

As you are reading/listening/watching, make note of things that you find interesting, important, or insightful. When you finish, choose 3 of these items that most stand out for you.

- Choose a **color** that you feel best represents or captures the essence of that idea.
- Choose a **symbol** that you feel best represents or captures the essence of that idea.
- Choose an **image** that you feel best represents or captures the essence of that idea.

Check Your Knowledge!

1. Two high impact ways to grow oral language in the classroom:
 - a. _____
 - b. _____
2. Listening comprehension and reading comprehension are independent of each other. True/False
3. Read alouds can be _____ or _____.
4. Visible Thinking Routines should be used:
 - a. Infrequently
 - b. As a summative assessment
 - c. As a regular and a repeated part of classroom instruction
 - d. To evaluate student's artistic ability

Additional Notes, Insights and Questions:

Transfer time!

How might you incorporate these strategies in your context?

Where do you see evidence of the Enriched Literacy Framework in these strategies?