



CLASSROOM

CHOICES:

WHAT RESULTS DO YOU WANT?



Wanda Lincoln
wlincoln@aol.com

May 6, 2017

CLASSROOM STRUCTURE
YOUR CHOICE!
WHEN WE KNOW BETTER, WE DO BETTER!

Responsibility, self-awareness, curiosity, creativity, self-regulation,
resourcefulness, empathy, resilience, sociability... and....

CHILDREN LEARN WHAT THEY LIVE...

Grading Myself

ACTIVITIES

Activities I enjoyed most _____ Why? _____

Activities I enjoyed least _____ Why? _____

Activities I feel helped me learn most _____

Activities I need help with _____

Activities I would like to pursue _____

Questions/Problems related _____

But my kids can't do this!!

GOALS

I feel I accomplished my goals for this week:

Academic: _____ yes _____ no _____ partial _____

Personal: _____ yes _____ no _____ partial _____ ?

Goals for next week:

Academic _____

Personal _____

BOOKS AND ARTICLES I READ THIS WEEK

I would rate my overall success this week as:

Superior _____ Excellent _____ Good _____ Fair _____ Poor _____

Factors which may have influenced my progress are: _____

WATCH WHAT YOU READ!
VALUES?

Baker's Dozen Club!

NO MINUTE IS WASTED WAITING!

Greet the kids...and they know what to do!



"I'm done!"



Skill building...working for deep memory!

Community Building: Share B-board Making! Not all you!

Getting to know you...								
Name	Birthday	Do at Recess	Hobby	Family	Pets	Favorite Food	Favorite Color	Favorite Subject
Mrs. Gruber	Dec. 30	relax	skiing	1 daughter 3 sons	dog Toto	chocolate ice cream	Blue	Reading
Jason	May 1	Handball	Soccer	1 sister	0	Pizza	Red	Math
Mary	Aug 8	Swings	Piano	2 brothers	fish, cat	spaghetti	Yellow	Spelling
Kim	Nov 16	go to library	Read	0	3 cats	Pizza	Blue	Read
John	May 20	play tag	Soccer	4 sisters	2 dogs	taco	purple	Math
Meg	Feb 3	Run	ski	1 brother	turtle	all ice cream	orange	Recess
Mike	March 19	go to library	read	0	canary	Pizza	yellow	Read

Graph Topics:

- pets
- birthdays
- siblings
- states where born
- TV shows
- colors
- games
- sports
- ice cream flavors
- foods
- school subjects

question strip → **What is your favorite color?**

answer choices →

Red	Steve				
Green					
Blue	Laura	Dave			
Yellow					
Orange					
Purple	Mike				

Names

Box contains name card for each student to use on graph.


Who makes those?

YEARBOOK


MATERIALS: photos of everybody in the class or group, paper, writing tools, tape or glue

DIRECTIONS:

1. Make "Who I Am" pages that feature individual photos, with paragraphs written by each person.
2. Make "Group" pages that show and tell about what people did together: for example, putting on a play.
3. Make "Special Places" pages that focus on important areas: for example, the library or the playground.
4. Make "We'll Remember" pages that use pictures, drawings, and words to describe memorable happenings: for example, a big storm or the arrival of a pet.
5. Make "We Learned" pages that talk about spelling words, math skills, facts, books, and lessons.
6. Make "Thank You" pages that give thanks to people who helped make the year great: for example, the janitor and the room parents.
7. Make "Wait Until Next Year" pages that tell about people's hopes and plans for the future.



End of Year Reflection



Use FEEDBACK that leaves room for their thinking!



How feedback is given has a tremendous effect on the learner's ability to use that information. And it indicates who holds the real power in learning. Don't stop their thinking!

Stoppers:

"Good!"

"I like the way..."

"No! That's not right!"

Alternatives:

"Thanks for that answer."

"Thank you for contributing."

"Let me see if I understand..."

"I notice that you"

"That is very appropriate for..."

"What could you do differently?"

"Let me know the help you need to complete this with a good score."

Tone Matters:

The most helpful feedback is supportive, constructive, and caring. It is never condescending, attacking or harshly negative.

Also, avoid false (gushy) praise or flattery

("YOUR PRAISE CAN SMOTHER LEARNING!" Check it out!)

Point out what is RIGHT!

"WAIT TIME!"