



Applied Literacy: The World is Your Canvas

A Learning Alliance Moonshot Institute Workshop January 12, 2019





The World is Your Canvas

Moonshot Institute, January 12



Logistics

- Schedule
- Venue
- Entry Ticket



An invitation

- Be open
 - Be bold
 - Be present

**Push into your growth zone!*




Objectives

- Deepen understanding of the what, why & how of Applied Literacy
- Experience and unpack The Performance Cycle
- Dive into grade level unit plans to prepare for Moonshot Academy



Moonshot Moment Goal

What does it take to achieve 90% literacy by third grade such that we create **literate, compassionate, creative** citizens who will **improve the world?**



**Ray Oglethorpe,
Chairman of the
Board and Founder of
The Learning Alliance**

ENRICHED LITERACY FRAMEWORK



FOUNDATIONAL
(Literate)



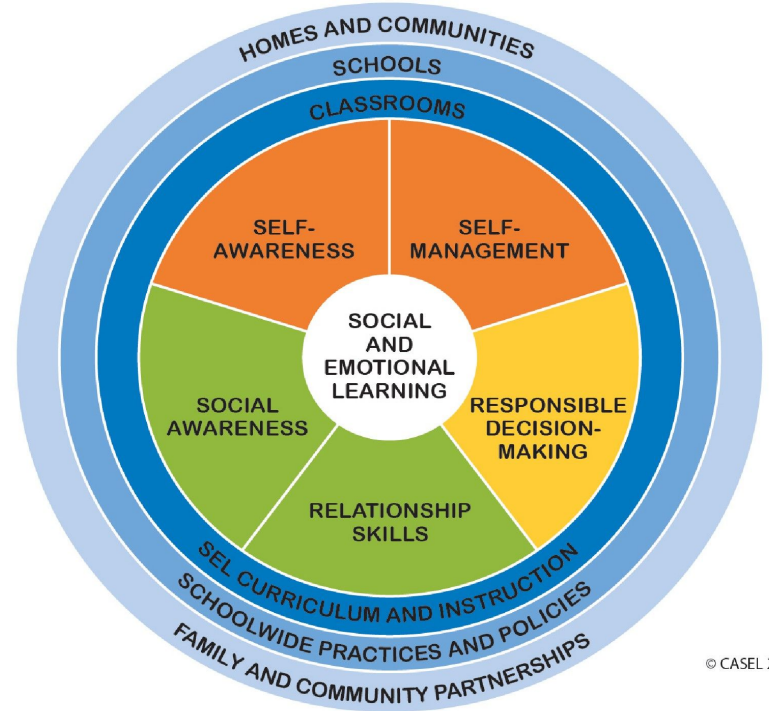
**SOCIAL
EMOTIONAL**
(Compassionate)



APPLIED
(Creative)

Social Emotional Literacy

*the ability to
manage emotions
and navigate
group
interactions to
build a
community of
learners*





Foundational Literacy

the ability to read words and bring meaning to text.

Framing Question:

What are the essential skills students need to learn to be able to read?



Applied Literacy

the ability to apply skills and knowledge gained to authentic, real-world contexts

Framing Question:

How do we create authentic opportunities for students to show what they know and apply their learning?




PETER H REYNOLDS




Essential Question


How do you turn breakdowns into breakthroughs?




Activity to Unite: Fortunately/Unfortunately



Activity to Disengage Stress: Paintbrush



Activity to Connect: Back to Back Storytelling



Activity to Commit

Group & Individual

Mindful Moonshot Routine

Unite

Disengage Stress

Connect

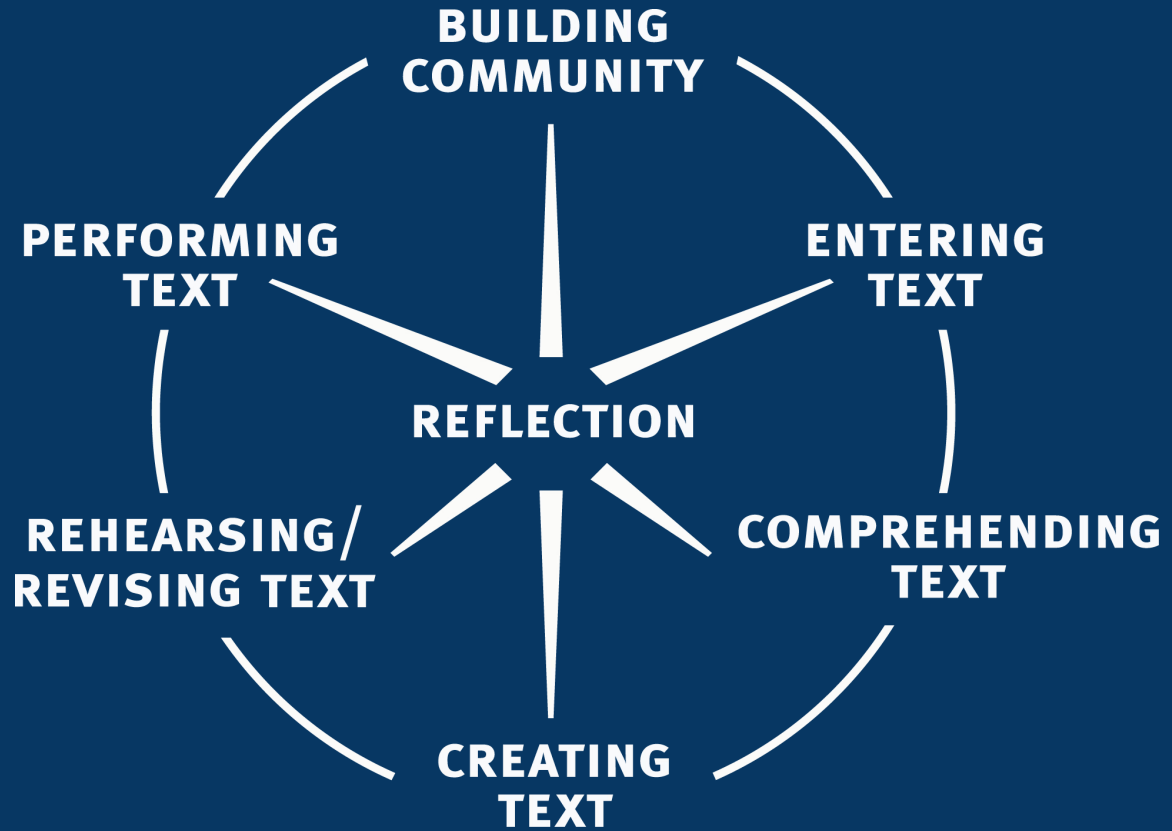
Commit





Reflection

The Performance Cycle



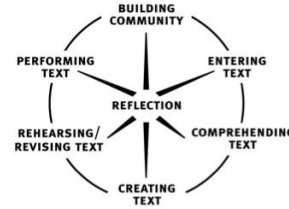




Moonshot Institute Workshop - January 12, 2019
Applied Literacy: The World Is Your Canvas

For each area of The Performance Cycle, capture at least

- three key concepts
- three possible activities



Performance Cycle Area	Key Concepts	Activity Examples
Building Community	1. 2. 3.	1. 2. 3.
Entering Text	1. 2. 3.	1. 2. 3.
Comprehending Text	1. 2. 3.	1. 2. 3.



BUILDING COMMUNITY



RMING

ENT

social-emotional

- safe space
- family motifs
- belonging

cognitive

- socializing intelligence

“Intelligence is socialized through community, class learning culture, and instructional routines. Students are encouraged to take risks, seek and offer help when appropriate . . . and learn from one another.”

- *Lauren Resnick et. al.*

literacy development

“Literacy is rooted and entrenched in social worlds and social relationships that give life, breadth, context, and meaning. Literacy is social, and oftentimes instruction dissocializes literacy into something artificial and unrewarding.”

*Kenneth Goodman, et. al.,
2017*



UNITY

**ENTERING
TEXT**

CTION



**entering the world
and words of the
text**

entering text

- schema—constructing a mental world
- inspiration (activation)
- phonemic and phonological awareness
(textual anchors)



TRUDY LUDWIG



The Invisible Boy

illustrated by PATRICE BARTON



Sidewalk  *Flowers*

Jon Arno Lawson

Sydney Smith







SECTION

**COMPREHENDING
TEXT**

prehendere

1. catch/capture
2. occupy
3. seize/grasp
4. take hold of in hand



prehensile



reader as builder

*Anderson, 1977; Collins,
Brown, & Larkin 1980*



The Invisible Boy

- CLASS HELPERS**
- Attendance Reporter
 - Trumbly-Up Folder
 - Technology Assistant 1
 - Technology Assistant 2
 - Chalkboard Eraser Power
 - Organization Assistant


Read Spelling
9-62 ODD ONLY
Wed. Study Guide
Read Appearance
SOCIAL STORIES





CREATING TEXT

VERY NICE, TIMOTHY. WOULD YOU LIKE TO PUT YOUR THANKSGIVING HUMAN UP ON THE WALL WITH THE OTHERS?



11/26

©2015 Scott Hillburn/Distributed by Universal Uclick

creating text

- original work
- lived worlds
- thick air
- center to edge of text

center



edge

yes and ...

character
monologue

imaginary
stories

storyboarding

sequel

poetry
writing

new ending







**REHEARSING/
REVISING TEXT**

rehearsing/revising text

- an ethic of excellence
- beautiful work

Ron Berger



The image features a solid blue background with several white, curved lines that appear to be part of a larger, partially visible graphic or logo. The lines are thick and smooth, curving around the central text. The text 'PERFORMING TEXT' is centered in a bold, white, sans-serif font. The word 'PERFORMING' is on the top line, and 'TEXT' is on the line below it. The overall composition is clean and modern.

**PERFORMING
TEXT**

DEF

performing text

- multiple ways of demonstrating understanding
- authentic audience
- micro to macro (*classroom sharing to community events*)





November 20, 2015



REFLECTION

**IG/
EVT**

COM

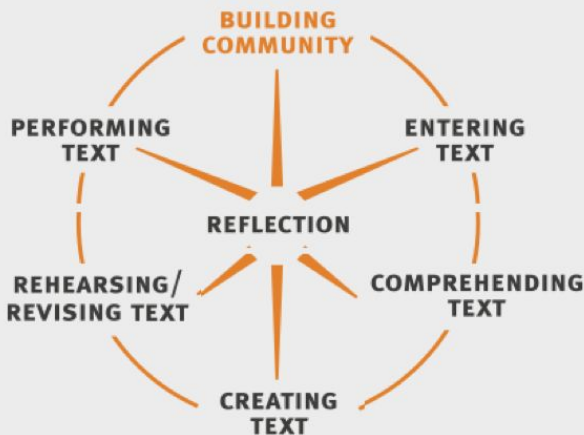
reflection:
to bend light
backwards



reflection

- metacognition
- making thinking visible





Activities


- Common Ground
- Energy Pass
- The Human Atom
- Names And Gestures
- The Truth About Me
- If You Knew Me You Would Know

Common Ground

Description: Common ground is a way for group members to share background information strengths, abilities, and interests. Begin by creating an imaginary line across the length of the room, with half being the "yes" side and the other the "no" side. For younger students, it might be helpful to use tape to create an actual line and mark the sides. Gather everyone on the "no" side of the line. Call out questions such as "Do you play a musical instrument?" (See a list of possibilities below.) Students who play a musical instrument step to the "yes" side; the remainder stay on the "no" side. During the activity, you may request more details-for example, asking each

Linking Literacy and the Arts

A Reason to Read



EILEEN LANDAY KURT WOOTTON

Foreword by SHIRLEY BRICE HEATH



Linking Literacy and the Arts

A
Reason
to
Read



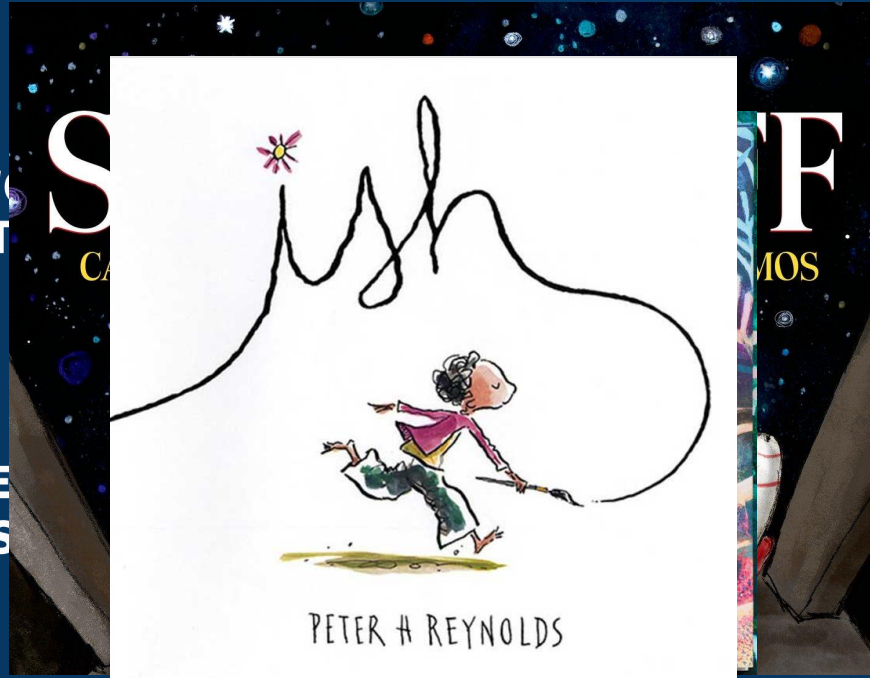


Linking Literacy and the Arts

A
Reason
to
Read



BUILDING



PERFECT

T

**REHEARSAL
REVISION**

ENDING

TEXT

BUILDING COMMUNITY



RMING

ENT

UNITY

**ENTERING
TEXT**

CTION

Entering Text



VOCABULARY POETRY

draw

love

laugh

sheets of paper

pencil

loose lines

light

energize

ideas

flow freely

without worry

wonderful

feelings

poem

write

Entering Text




CALL AND RESPONSE

SECTION

**COMPREHENDING
TEXT**

Comprehending Text

ALIVE READING



Comprehending Text

STORYBOARDING



beginning

middle

end

Comprehending Text

YES, AND . . . STORYTELLING



Comprehending Text

**COLOR, SYMBOL,
IMAGE**



Color-Symbol-Image

a thinking routine for distilling the essence and making connections

Think of the big idea(s) and important theme(s) in what you have just read or seen or heard.

- Choose a color that you think best represents the essence of that idea.
- Create a symbol that you think best represents the essence of that idea.
- Sketch an image that you think best captures the essence of that idea.


Below each box, write a short explanation for why you chose that particular color, symbol, or image.



CREATING TEXT

Creating Text

NARRATIVE WRITING





Character Profile

1. Choose a “non-human” character.
2. Now give it a name.
3. What are its dreams?
4. What are its fears?

beginning

**MISTAKES,
FAILURE, OR
BREAKDOWN**


middle

**CHANGE
(WITH HELP)**

end

SUCCESS!

Creating Text



Building Sentences

Creating Text



ish mural



Lunch & Breakouts

1st Grade - Leslie - Media Center

2nd Grade - Fran - Cafeteria

3rd Grade - Debbi - Brausam/Gifted

Reflection Thinking Routine

I used to think . . . now I think . . .

I used to think . . . now I wonder . . .

I used to think . . . I still think . . .





@TLA_Moonshot
@MoonshotMoment

#shareyourlearning
#MoonshotinAction
#MoonshotAcademy

SHARE YOUR
LEARNING



Up Next...

Moonshot End of Year Celebration
Thurs, May 9 @ Heritage Center


Moonshot Institute Workshop
Sat, May 18 @ First Presbyterian

ONE CHILD, ONE TEACHER, ONE BOOK, AND ONE PEN
CAN CHANGE THE WORLD. – MALALA YOUSAFZAI

Moonshot Summer Teacher Institute

The Magic Pencil: Creating a Better Future

July 15-19, 2018





Thank you!

complete your Exit Ticket

For more resources:

[Artslit.org](https://www.artslit.org)

[moonshotinstitute.info](https://www.moonshotinstitute.info)